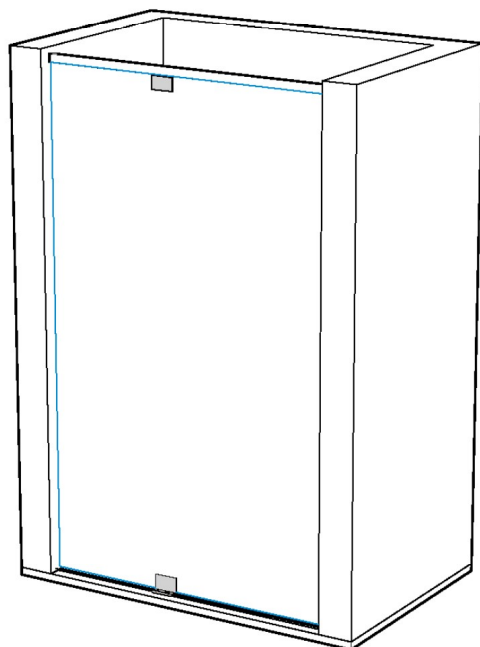








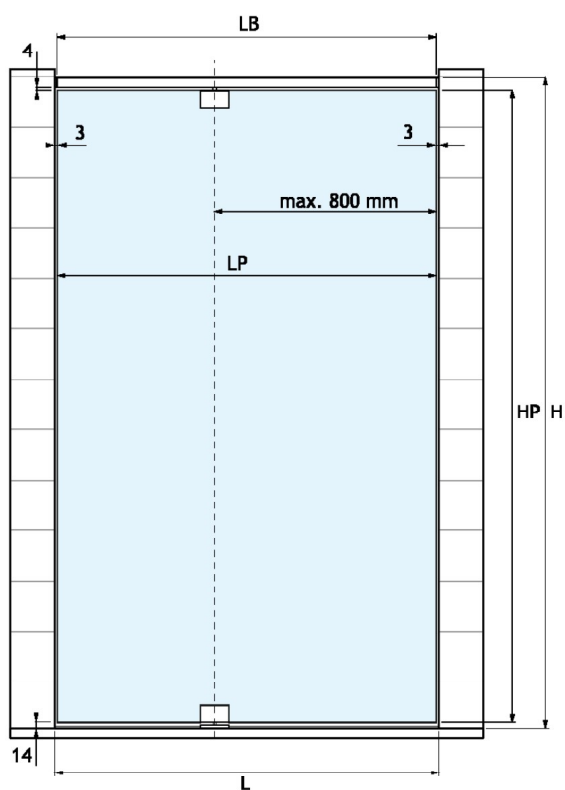
GRK01



Compreso Included	
PBFR01  1500 mm	PBFT01  1500 mm
PBF04  x 2	IPD02  1500 mm
PH11-A  x 1	PH11-B  x 1

GRK01

SENZA GUARNIZIONI / NO SEALS



**DIMENSIONAMENTO DELLA
PORTA E DEL BINARIO**

GLASS AND TRACK SIZING

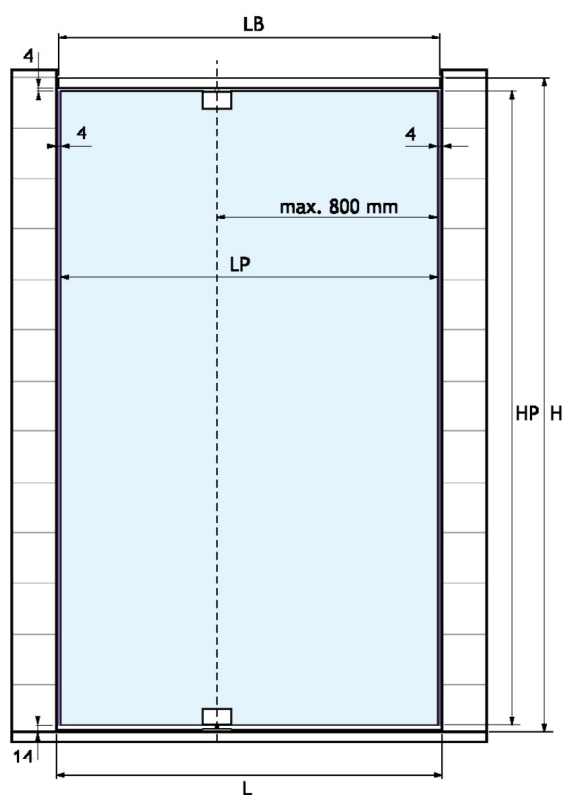
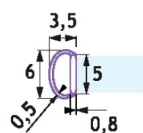
LP = L - 6 mm

HP = H - 49 mm

LB = L - 15 mm

GRK01

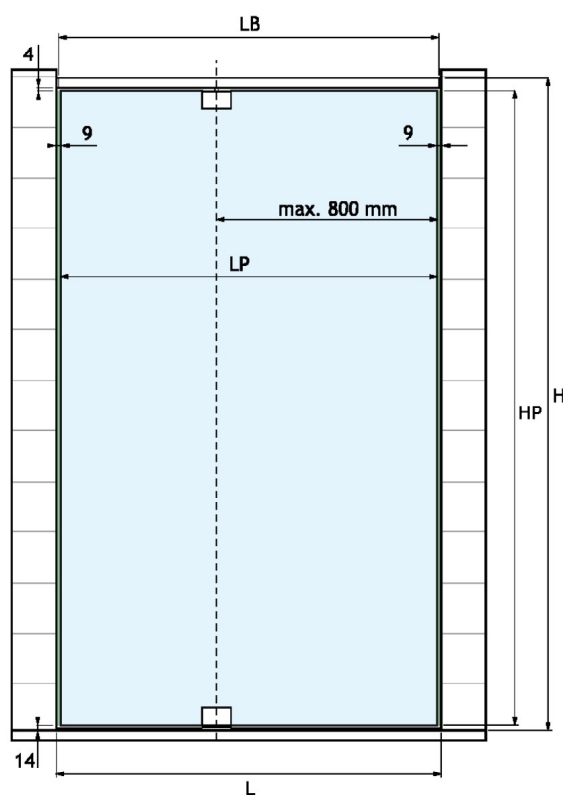
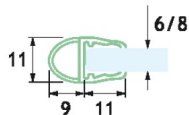
CON GUARNIZIONE AS02R / WITH AS02R SEAL



DIMENSIONAMENTO DELLA PORTA E DEL BINARIO CON AS02R
GLASS AND TRACK SIZING WITH AS02R
LP = L - 8 mm
HP = H - 49 mm
LB = L - 15 mm

GRK01

CON GUARNIZIONI SERIE PS / WITH PS SERIES SEALS



**DIMENSIONAMENTO DELLA
PORTA E DEL BINARIO CON
PS11**

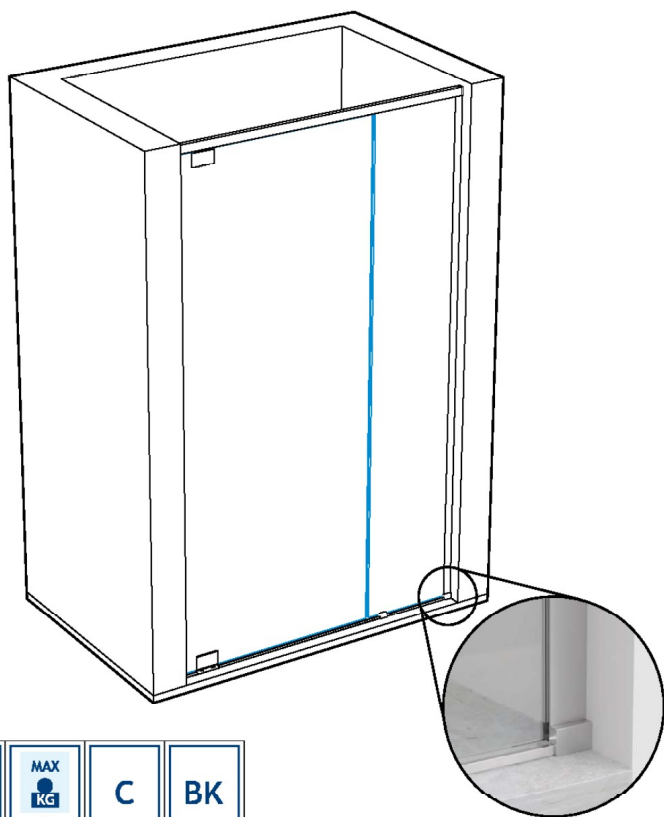
**GLASS AND TRACK SIZING
WITH PS11**



LP = L - 18 mm

HP = H - 49 mm

LB = L - 15 mm

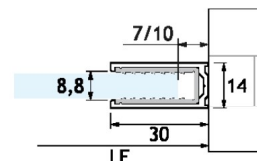
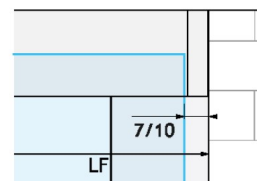
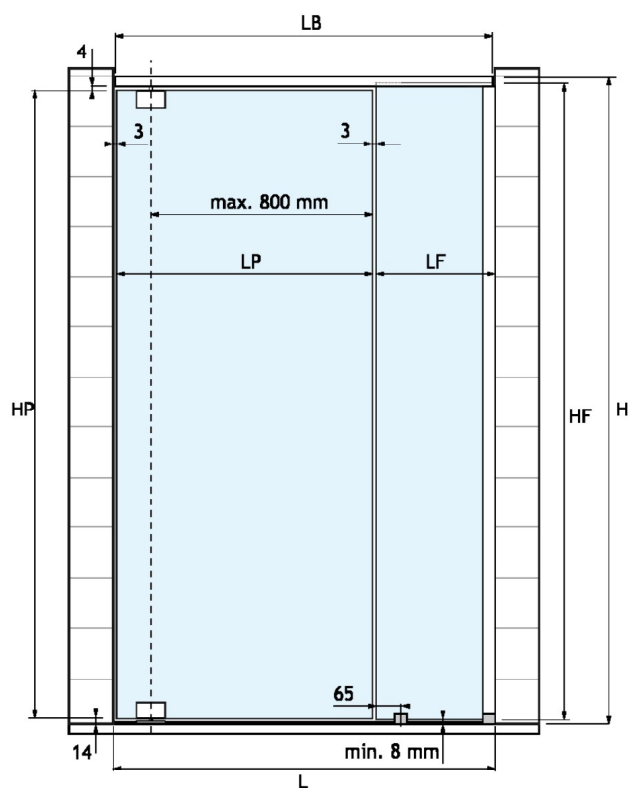
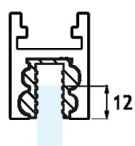
GRKW01



Compreso Included	
PBFR01  2000 mm	PBFT01  2000 mm
PBF04  x 2	IPC07  2200 mm
PH11-A  x 1	PH11-B  x 1
IPD02  2200 mm	BRT01  x 2
PBFG01  1000 mm	

GRKW01

SENZA GUARNIZIONI / NO SEALS



**DIMENSIONAMENTO DELLA
 PORTA E DEL BINARIO**
GLASS AND TRACK SIZING

$LP = L - LF - 6 \text{ mm}$

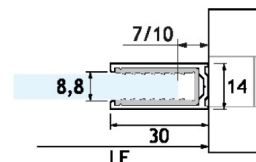
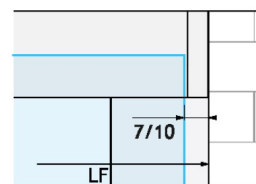
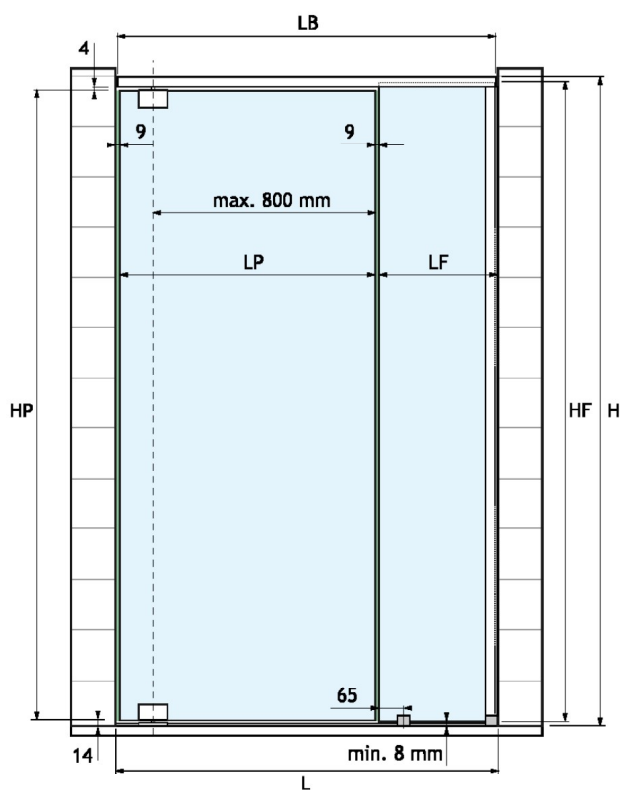
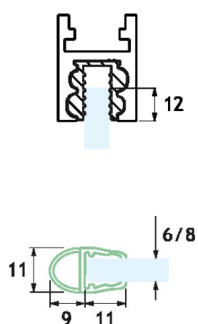
$HP = H - 49 \text{ mm}$

$LB = L - 15 \text{ mm}$

$HF = H - 27 \text{ mm}$

GRKW01

CON GUARNIZIONI SERIE PS / WITH PS SERIES SEALS



DIMENSIONAMENTO DELLA PORTA E DEL BINARIO CON PS11

GLASS AND TRACK SIZING WITH PS11

$LP = L - LF - 18 \text{ mm}$

$HP = H - 49 \text{ mm}$

$LB = L - 15 \text{ mm}$

$HF = H - 27 \text{ mm}$